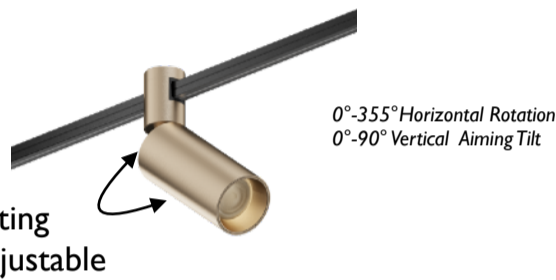
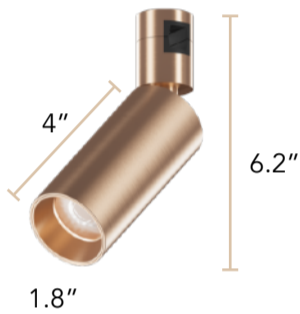


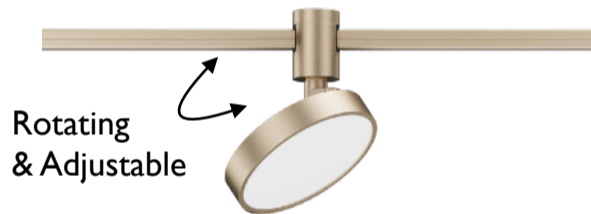
Luminaire Selection

Adjustable Luminaires

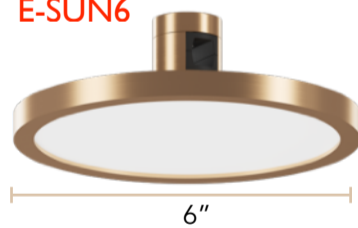
E-S10



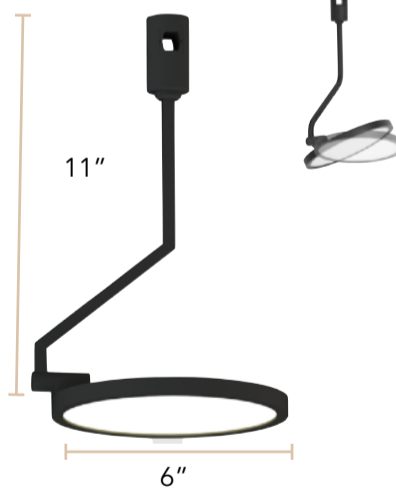
E-SUN4



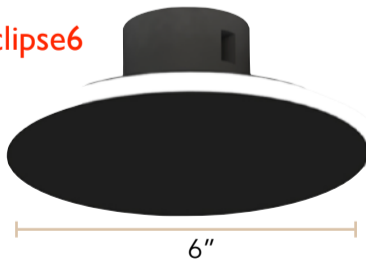
E-SUN6



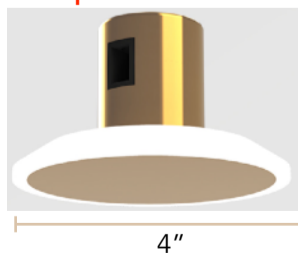
E-SUN6A



E-Eclipse6



E-Eclipse4



Order Code

<b>Model</b>	E-S10	5W (232lm)
	E-SUN4	10W (509lm)
	E-SUN6	15W (1100lm)
	E-SUN6A	15W (1100lm)
	E-Eclipse6	6W (300lm)
	E-Eclipse4	3W(150lm)
<b>Voltage</b>	24V	24VDC
<b>CRI</b>	80	80Ra
	90	90Ra
<b>CCT</b>	27K	2700K
	30K	3000K
	35K	3500K
	40K	4000K
	D2W	3000-1800K
<b>Beam</b>	15D	15 degree
	24D	24 degree
	36D	36 degree
<b>Sun</b>	—	Leave Blank
<b>Dimming</b>	10	0-10V
	DALI	DALI
<b>Finish</b>	GD	Gold
	PG	Pale Gold
	BK	Black
	SV	Silver
<b>Accessory</b> E-S10 only	HC	Honeycomb
	LS	Linear Spread

Luminaire Selection

Glass Shade Lamps

E-GL4C



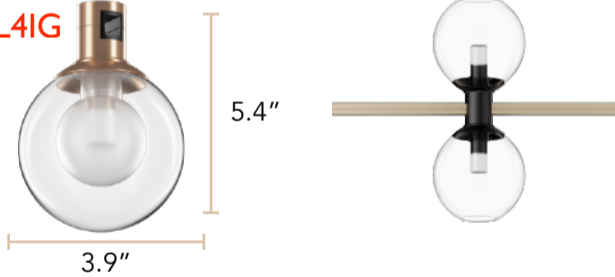
E-GL3B



E-GL4G



E-GL4IG



E-GL2T



E-GL2ST



E-GL2DB




Order Code		
<b>Model</b>	E-GL4C	5W (215lm)
	E-GL3B	5W (215lm)
	E-GL4G	5W (215lm)
	E-GL4IG	5W (157lm)
	E-GL2T	5W (215lm)
	E-GL2ST	5W (215lm)
	E-GL2DB	8W (400lm)
<b>Voltage</b>	24V	24VDC
<b>CRI</b>	80	80Ra
	90	90Ra
<b>CCT</b>	27K	2700K
	30K	3000K
	35K	3500K
	40K	4000K
	D2W	3000-1800K
<b>Dimming</b>	10 DALI	0-10V DALI
<b>Finish</b>	GD	Gold
	PG	Pale Gold
	BK	Black
	SV	Silver

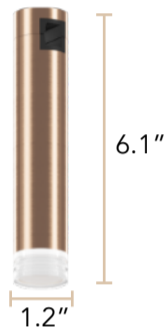
Luminaire Selection

Spotlight

E-SP2



E-LSP1




E-CSP2C


Clear Lens



E-CSP2F



E-LNF12



Order Code

<b>Model</b>	E-SP2 E-LSP1 E-CSP2C E-CSP2F E-LNF12	10W (591lm) 5W (180lm) 6W (748lm) 6W (316lm) 10W (557lm)
<b>Voltage</b>	24V	24VDC
<b>CRI</b>	80 90	80Ra 90Ra
<b>CCT</b>	27K 30K 35K 40K D2W	2700K 3000K 3500K 4000K 3000-1800K
<b>Beam</b> E-CSP2S ONLY ALL OTHERS LEAVE BLANK	13D 25D 38D	13 degree 25 degree 38 degree
<b>Dimming</b>	10 DALI	0-10V DALI
<b>Finish</b>	GD PG BK SV	Gold Pale Gold Black Silver



# ELEMENT



**Luminaire Selection**

## Stem Pendants

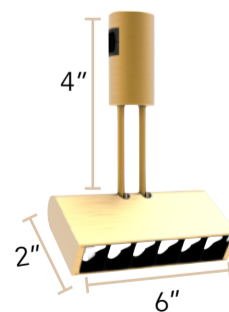
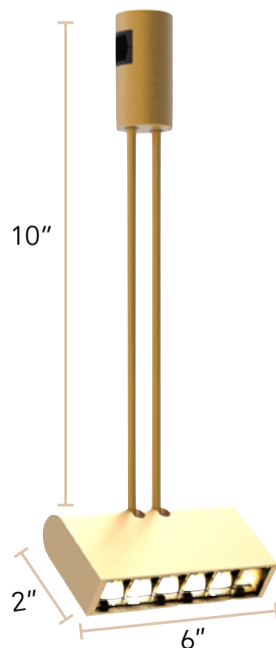

**E-PS25**



**E-BR30**



**E-BT28**



Order Code		
<b>Model</b>	E-PS25	5W (193lm)
	E-BR30	5W (150lm)
	E-BT28	5W (226lm)
	E-BF10	6W (360lm)
	E-BF04	6W (360lm)
<b>Voltage</b>	24V	24VDC
<b>CRI</b>	80	80Ra
	90	90Ra
<b>CCT</b>	27K	2700K
	30K	3000K
	35K	3500K
	40K	4000K
	D2W	3000-1800K
<b>Dimming</b>	10	0-10V
	DALI	DALI
<b>Finish</b>	GD	Gold
	PG	Pale Gold
	BK	Black
	SV	Silver



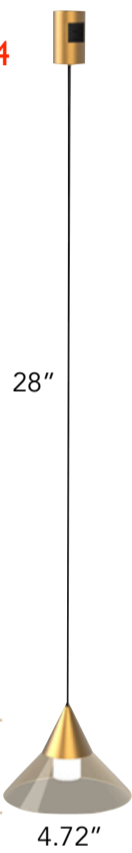
Luminaire Selection

Cable Pendants

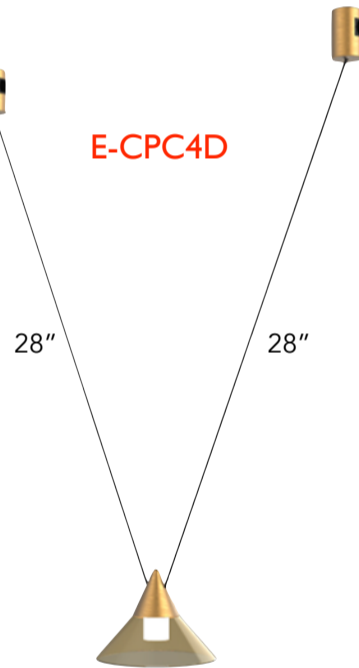
E-CPC2



E-CPC4



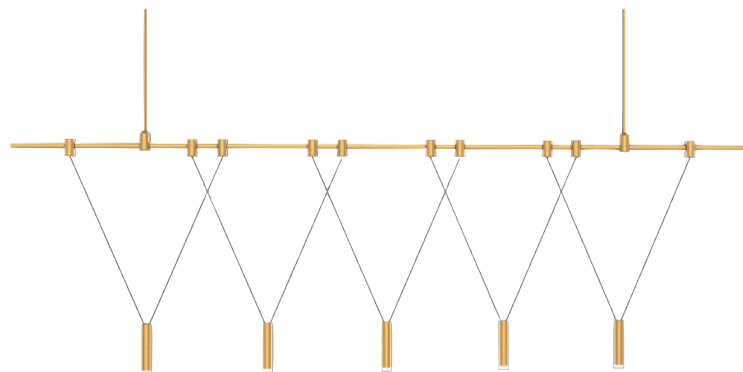
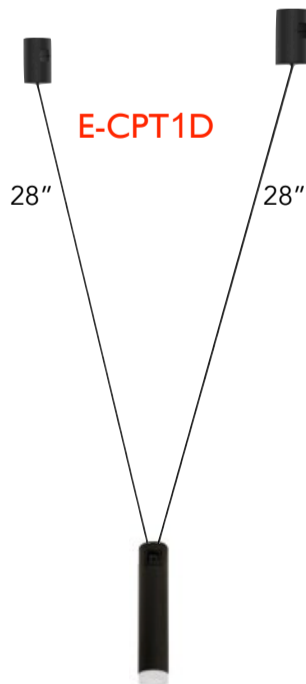
E-CPC4D



E-CPT1



E-CPT1D



Order Code

<b>Model</b>	E-CPC2	5W (300lm)	
	E-CPC4	5W (300lm)	
	E-CPC4D	5W (300lm)	
	E-CPT1	5W (300lm)	
	E-CPT1D	5W (300lm)	
<b>Voltage</b>	24V	24VDC	
	<b>CRI</b>	80	80Ra
		90	90Ra
<b>CCT</b>	27K	2700K	
	30K	3000K	
	35K	3500K	
	40K	4000K	
	D2W	3000-1800K	
	<b>Dimming</b>	10 DALI	0-10V DALI
<b>Finish</b>	GD	Gold	
	PG	Pale Gold	
	BK	Black	
	SV	Silver	



# ELEMENT



## Installation Instructions

