




CATWALK Minimalist Industrial Design Lighting System



- Suspended from the ceiling by rigid stems
- Structural system with an assortment of luminaires
- Rounded Slim Channel
- 48VDC magnetic low voltage
- No buzzing or humming
- Dimmable down to 1% (0-10V) and DALI.
- Premium dimming (.1% 0-10V) available (consult factory)
- Warm dimming and tunable white available (consult factory)

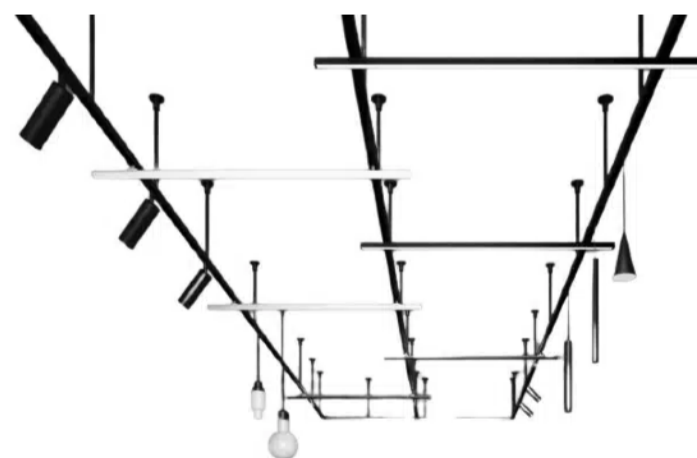
SPECIFICATIONS

ORDER CODE (Example): CATWALK - US-2C-B-R12"-60"X60"X60"

Mounting	Ceiling	C <small>for direct mount to ceiling, specify "CD"</small>
	Wall	W
Shape	Straight Run	SR
	L-Shape	LS
	U-Shape	US
	Square/Rectangle	SS
	Hash Tag Cross	HT
Control	0-10V	010
	DALI	DAL <small>To control groups of individual luminaires on a single track run, use Dali or Wireless control</small>
	Wireless	WLS
Finish	Black	B
	White	W
	RAL #	#
Suspension	Rod	R <small>2" / 4" / 6" / 12" / 24" / 36" / specify "</small>
	Cable/Wire	C <small>Can adjust up to 6'5"</small>
Run Lengths	Straight Run (in feet)	___'
	Shape (in feet)	___' x ___' x ___' x ___'
	Hash Tag Cross	V: (A) ___' (B) ___' (C) ___' <small>vertical sections</small> H: (D) ___' (E) ___' (F) ___' <small>horizontal sections</small>

All cross sections will need to be identified and labeled

**Buildable System
Multiple Luminaire Options**



Create linear shapes and layer with a variety of different accessory fixtures. Use light bars to criss cross parallel runs to create dramatic lighting effects.

Use Hash Tag Cross if mixing both direct and indirect track. Clearly label which sections will be downward facing and which will be upper facing.

Factory will be responsible for determining number of power boxes, drivers, connectors, corners and other accessories needed (based on client's design intent). Please provide RCP and drawings showing full detail of runs.





CATWALK Minimalist Industrial Design Lighting System


Track

Tubular Magnetic Track



Use indirect lighting tube to create a sleek look with all indirect lighting.


Direct Ceiling Mount (DC)



Wall Mounted



Ceiling Rod Mounted





CATWALK Minimalist Industrial Design Lighting System

Power & Mounting

Connector Tube with power connector.

Power Box - Electrical connector used for conductive connection between power supply and track.
4.3"

Ceiling Driver Box- Decorative driver box installed on the ceiling used to house the power supply. Can be painted to match track system or ceiling.

Power is pulled through stem

Connector Tubes and Suspension Rods:
Available lengths from 4" - 28"

Rail connector and conductor

Weight bearing rod

Rail Connector Rod

Power Box

48V system (max 150 watts per power box)
30' Run Max

Mechanical connector and Electrical conductor used to connect two tracks together.


Power Supply - drivers used for power: 60W - 350W options





CATWALK Minimalist Industrial Design Lighting System

Lighting Modules



Corners

